

# TOWARDS EMPOWERMENT OF WOMEN FARMERS IN VIDARBHA

## *PROGRESS REPORT*

OCTOBER –DECEMBER 2012



---

**M S SWAMINATHAN RESEARCH FOUNDATION**

III CROSS ROAD, TARAMANI INSTITUTIONAL AREA  
CHENNAI – 600113, INDIA

[www.mssrf.org](http://www.mssrf.org)

## Quarterly Report (October – December 2012)

**Project Title: Towards Empowerment of Women Farmers in Vidarbha**

**PIA: M S Swaminathan Research Foundation, Chennai**

Following is a brief account of the work done in the project during the quarter, October-December 2012, on various thematic areas:

### **1. Institution Building:**

#### **1) Formation of new women farmers groups:**

During October to December 2012, a total of 9 women farmers groups have been formed bringing 147 women farmers under the programme fold. The programme covers 1963 members in the districts of Wardha and Yavatmal as on December 2012.

<b>Blocks</b>	<b>No. of Villages</b>	<b>No. of Women Farmers</b>	<b>No. of Women Farmers' Groups</b>
<b>Wardha</b>	21	46	711
<b>Hinganghat</b>	1	1	14
<b>Deoli</b>	17	36	598
<b>Ralegaon</b>	20	41	640
<b>Total</b>	<b>59</b>	<b>124</b>	<b>1963</b>

#### **2) Capacity Building of Women Farmers:**

Capacity building programmes in the theme of Institution Building were organised at three levels- village, cluster and district. Awareness sessions on various entitlements available through government schemes as well as on salient features of Panchayati Raj institution were imparted to women farmers. Further, trainings and demonstrations on interface with government officials were also given to the community resource persons (CRPs) and office bearers of the women farmer groups. Trainings were held at the

district headquarters for CRPS; at the cluster level for office bearers; and at the village level for women farmers.

- a) Collective Reading of Magazines: Annual subscriptions for two magazines are in place and all the women farmers' groups are receiving the fortnightly, *Panchayat Bharati* and tri-monthly *Sakhi*. Women farmers have begun the process of reading the magazines collectively. These two magazines focus on issues related Panchayati Raj Institutions and women's Rights.
- b) Skill building on Liaisoning and Interface: The members' confidence on engaging with the representatives of local administration and officials of line departments were built through a series of awareness and training programmes. Members were educated on the functions of the local administration and the different line departments. They were also made aware of the various schemes and entitlements handled by these agencies. A one to one interaction with the officials of the different line departments with the women farmers was arranged. The major focus of this meeting was on educating women farmers on their entitlement and the procedure to access these entitlements. Women farmers were provided knowledge on the process of bringing up grievances and they were also oriented on the contact persons in each department to be approached to submit grievances. 145 women farmers from 26 groups and 15 villages participated in these exercises during the period.
- c) Village level awareness meeting on Entitlements and Federation Formation: Village level meetings were conducted for providing information on government schemes and the concept of federation formation. These meetings were held across 42 villages attended by 668 women farmers belonging to 80 groups.
- d) Awareness on Panchayati Raj: Following this 7 village level awareness camps on *Panchayat Raj* was conducted in which 108 members from 11 groups participated.
- e) Monthly meetings with CRPs and VRPs: Regular meetings were held every month to share experiences, discuss difficulties, snags, successes and plan future activities for the CRPs and VRPs. One-day workshop was organised for CRPs on 3<sup>rd</sup> December 2012 at Yatri Niwas with a focus on training CRPs on organizational issues related to village events.

## **2. Sustainable Agriculture:**

A crop life cycle approach is taken on scheduling the capacity building programmes under this head. Major aspects covered during the quarter October-December 2012 is

Integrated Pest Management. The process followed for capacity building is awareness creation using various audio-visual tools and print materials followed by field level demonstration for skill training.

- a) Training on integrated pest management practices to staff and CRPs: During the reporting period one training session was conducted on integrated pest management practices at the district level. Training comprised of awareness creation, skill training and demonstration. This training was attended by 9 staff members and 18 CRPs.
- b) Village level awareness meeting: During the reporting period 3 village level meetings were conducted in 3 villages by para professionals with the help CRPs and VRPs to create awareness on the ill effects of pesticide on human health as well as on integrated pest management practices. Two CDs were used for this purpose: *Satyamev Jayate* and module on IPM. 55 members from 6 women farmers groups participated.

General awareness on sustainable agricultural practices was also created across 52 villages in which 770 members from 90 groups participated. As regards adoption of sustainable agricultural practices, it is important to note that 305 yellow sticky traps to 76 members and 225 pheromone trap to 72 members and 58 bird stands were distributed to women farmers during this quarter. Beside this, neem *asthra* is prepared and used by a minimum of 4 women farmers in each village.

- c) Demonstrations: To demonstrate the standard practices of preparation of neem and bramha *asthra*, as well as seed treatment, germination and various trap use practices meetings were conducted at village level. Details are as below:

Name of demonstration	Number of demonstration conducted	Resource Persons	No. of Participants	No. of Women Farmers' groups
Demonstration on Neem and Bramha <i>asthra</i> Preparation	8	Project associates and para professionals	65	10
Demonstration on seed treatment	14	Project associates and para professionals	200	26
Demonstration on seed germination	11	Project associates and para professionals	163	18

- d) Functioning of Common Facility Centres: The Centres are proving to be highly useful as regards timely availability of farm implements for the members as well as for other villagers. Experience of the centres over September to December indicate that on an average 31 farmers in Lonsawali and 27 farmers in Sonegaon Bai borrow some implement or other in the course of a month. Separate saving bank accounts have been opened for the common facility centres.
- e) Animal Husbandry: Three cattle vaccination camps were organized at village level in collaboration with the Govt. Veterinary Hospital. A total of 234 cattle were vaccinated against foot and mouth diseases in these camps. About 121 of our women farmers, belonging to four women farmers' groups, had benefitted by these camps. In addition to our members other villagers had also participated and gained.
- f) Knowledge Connectivity: *Gram Warta* newsletter produced by the Village Resource Centre of MSSRF was distributed to 86 *samitis*. Two phone in programmes in the theme of general crop management and pest and disease management were conducted by MSSRF Village Resource Centres at Waifad and Yavatmal. A need assessment workshop was conducted to get specific feedback from women farmers on voice messages and other connectivity related issues.

### 3. Household Food and Nutrition Security:

- a) Awareness on food and nutrition security: During reporting period village level meeting were conducted to create awareness on household food and nutrition security aspects: safe cooking appliances, safe drinking water, sanitation, health and kitchen garden practices. 753 women farmers from 93 women farmers' groups participated in the village level meetings.
- b) Demonstrations: To demonstrate the Kitchen garden layout techniques, village level meetings were conducted in 25 villages. 250 participants from 25 women farmers' groups attended the demonstration/meetings.
- c) Seed distribution and storage: During the reporting period seeds were distributed to 186 members to raise kitchen garden. Another 123 women farmers received seeds of wheat and 90 women farmers received seeds of chana for cultivation in *rabi* season. Community seed storage was initiated during this quarter. 25 varieties of seeds were collected from 104 women farmers.
- d) Sarai cooker distribution: During the reporting period 208 *sarai* cookers were distributed at a subsidised rate to women farmers

- e) Health camp: During the reporting period 8 health camps were organized in 8 villages in collaboration with the Primary Health Centres. Basic health parameters were tested and reported for 118 women farmers from 12 women farmers' groups. In addition, 48 non-members also underwent the tests.
- f) Diet Display: In Bodad village, diet display was organised in which 13 members participated. Nutritious dishes were cooked and displayed by members and a nutrition expert talked to the members on the importance of nutritious food.

#### **IV) Other Activities Related to Project Implementation:**

- a) Baseline Survey: Baseline survey is in progress and up to this quarter, collection of information from 1611 women farmers has been completed.
- b) Monitoring and Evaluation: For systematic monitoring of the functioning of MKSP a sample has been drawn. Monitoring tools have been canvassed in the selected households.
- c) Programme Advisory Committee Meeting: The second programme advisory committee meeting was held on the 10<sup>th</sup> of November, 2012 at CICR, Nagpur. The meeting was chaired by Prof M S Swaminathan. The meeting was attended by all committee members, except Dr Sheetal Amte and Dr Kranti. Representatives from MoRD, NABARD, Bank of India as well as government officials from Wardha district attended the meeting. The meeting was followed by a field trip to Sonagon Bai village where a Common Facility Centre has been functioning. Nearly 300 women farmers had gathered to welcome the dignitaries in the village.


## Financial Report


Name of PIA : M S Swaminathan Research Foundation  
 Project Title : Towards Empowerment of Women Farmers in Vidarbha  
 Date of Fund Release : 1st December 2011  
 Project Budget : Rs.5.82 Crores


**Financial Progress for the period 1st Oct 2012 to 31st December 2012**

**Format 1.1: Summary Financial Progress**

Opening Balance						
MKSP		State	Beneficiaries contribution	PIA	Other	Total
6034171						6,034,171
Receipts during Reporting Period						
MKSP		State	Beneficiaries contribution	PIA	Other	Total
-						-
Total Funds Available (Rs)						
MKSP (central Govt)		State	Beneficiaries contribution	PIA	Other	Total (A)
10,900,000						10,900,000
Total Expenditure (Rs)						
	Total Funds Available (A)	Expenditure upto last quarter (B)	Expenditure during the quarter (C)	Total expenditure (D)	% age expenditure to total available fund	Balance at the end of reporting period (A) - (D)
MKSP	10,900,000	5,086,367	1,909,113	6,995,480	64.18	3,904,520
Other Sources -Interest	225,486					225,486
<b>Total</b>	<b>11,125,486</b>	<b>5,086,367</b>	<b>1,909,113</b>	<b>6,995,480</b>	<b>62.88</b>	<b>4,130,006</b>

  
**S Nandakumar**  
 Finance Manager

  
**Dr R Rukmani**  
 Project Director

  
**Dr Ajay Parida**  
 Executive Director

S. Nandakumar  
 Manager-Finance

**Dr. R. RUKMANI**  
 Director,  
 Food Security  
 M.S. Swaminathan Research Foundation  
 3rd Cross Street  
 Taramani Institutional Area  
 Chennai-600 113, INDIA

**Dr. AJAY PARIDA**  
 Executive Director  
 M.S. Swaminathan Research Foundation  
 3rd Cross Road,  
 Taramani Institutional Area,  
 Chennai - 600 113, INDIA.


Name of the PIA M S Swaminathan Research Foundation  
 Project Towards Empowerment of Women Farmers in Vidarbha  
 Total Sanctioned Amount 5.82 crores  
 Total Project Period 1 December 2011 to 30 November 2014  
 Provisional Expenses Statement : 1st Oct 2012 to 31st Dec 2012

Sl.No	Budget Heads	Budget MKSP			Expenditure MKSP			Variance		Variance in %		Expenditure Non-MKSP (other)			Expenditure Total (all sources)			% MKSP Funds			
		Total	Up to Previous Reporting Period	Current Period	Up to end of reporting period	Up to Previous Reporting Period	Current Period	Up to end of reporting period	Current Period	Up to end of reporting period	Current Period	Up to end of reporting period	Up to Previous Reporting Period	Current Period	Up to end of reporting period	Up to Previous Reporting Period	Current Period	Up to end of reporting period	Up to Previous Reporting Period	Current Period	Up to end of reporting period
			A	B	(A+B)=C	D	E	(D+E)=F	(B-E)=G	(C-F)=H	I = G / B * 100	J = H / C * 100	K	L	M=K+L	N=D+K	O=E+L	P=F+M	Q = D / N * 100	R = E / O * 100	S = F / P * 100
A	Programme Investment																				
A1	Training & Capacity Building	50,464,930	13,768,510	4,141,796	17,910,306	2,885,179	1,164,682	4,049,861	2,977,113	13,860,445	72	77				2,885,179	1,164,682	4,049,861	100	100	100
A2	Travel	3,166,125	834,583	250,625	1,085,208	619,192	255,825	875,017	(5,200)	210,191	(2)	19				619,192	255,825	875,017	100	100	100
A3	Documentation	993,000	255,000	77,500	332,500	307,979	85,157	393,136	(7,657)	(60,636)	(10)	(18)				307,979	85,157	393,136	100	100	100
A4	Monitoring and Evaluation	827,500	212,500	64,583	277,083	417,750	182,565	600,315	(117,982)	(323,232)	(183)	(117)				417,750	182,565	600,315	100	100	100
	Sub - total Programme Investments	55,451,555	15,070,593	4,534,504	19,605,096	4,230,100	1,688,229	5,918,329	2,846,275	13,686,767	(123)	(38)				4,230,100	1,688,229	5,918,329	100	100	100
B	Project Implementation Costs																				
B1																					
	Sub - total Implementation																				
C	PIA Organisational Overheads																				
C1	Administration Cost	2,772,578	753,531	226,725	980,256	856,267	220,884	1,077,151	5,842	(96,895)	3	(10)				856,267	220,884	1,077,151	100	100	100
	Sub - total Overheads	2,772,578	753,531	226,725	980,256	856,267	220,884	1,077,151	5,842	(96,895)	3	(10)				856,267	220,884	1,077,151	100	100	100
	Grand Total (A+B+C)	58,224,133	15,824,123	4,761,229	20,585,352	5,086,367	1,909,113	6,995,480	2,852,116	13,589,872	(120)	(48)				5,086,367	1,909,113	6,995,480	100	100	100

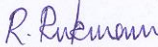
MKSP Fund Balance as on 31/12/2012	Amount (Rs.)
Opening Balance as on 01/10/12	6,034,171
Add: Grant Received During the Period	-
Add: Bank Interest Received	4,948
Less: Expenditure during the Current Period	1,909,113
Balance as on end of reporting period	4,130,006

Bank Interest on MKSP Funds	Amount (Rs.)
Bank Interest Received up to Previous Reporting Period	220,538
Bank Interest Received Current Reporting Period	4,948
Total	225,486


Date : 17th Jan 2013  
 Place : Chennai

  
 S. Nandakumar  
 Finance Manager

**S. Nandakumar**  
 Manager-Finance

  
 Dr R Rukmani  
 Project Director

**Dr. R. RUKMANI**  
 Director  
 Food Security  
 M.S. Swaminathan Research Foundation  
 3rd Cross Street  
 Taramani Institutional Area  
 Chennai-600 113, INDIA

  
 Dr Ajay Parida  
 Executive Director

**Dr. AJAY PARIDA**  
 Executive Director  
 M.S. Swaminathan Research Foundation  
 3rd Cross Road,  
 Taramani Institutional Area,  
 Chennai - 600 113, INDIA.



Name of PIA  
Project Title

M S Swaminathan Research Foundation  
Towards Empowerment of Women Farmers in Vidarbha

Reporting Duration: October - December, 2012

	Parameters	UoM	Up to end of reporting period(up to Sep 2012)	Current Period (Oct-Dec 2012)	Up to end of reporting period(up to Dec 2012)
<b>1.Outreach</b>					
1.1	<b>No. of women farmers trained- caste wise:</b>	No.	6087	927	7014
1.1.2	ST	No.	961	197	1158
1.1.1	SC	No.	1381	237	1618
1.1.3	OBCs	No.	3263	386	3649
1.1.4	others	No.	482	107	589
1.2	<b>No. of women farmers trained landholding wise:</b>	No.	6087	927	7014
1.2.1	landless	No.	474	86	560
1.2.2	Marginal Farmers	No.	479	69	548
1.2.3	Small Farmers	No.	2760	433	3193
1.2.4	Others	No.	2374	339	2713
1.3	<b>No. of women farmers trained- SHG membership:</b>	No.			
1.3.1	Existing member of SHG	No.			
1.3.2	New member brought under SHG fold	No.			
1.3.3	Not a member of SHG	No.			
1.3	<b>Community Institutions</b>	No.			
1.3.1	<b>SHG Programme:</b>				
1.3.1.1	Number of SHGs intervened	No.			
1.3.1.2	Number of Clusters of SHGs intervened	No.			
1.3.1.3	Number of Federations of SHGs intervened	No.			
1.3.2	<b>Livelihood groups:</b>				
1.3.2.1	Number of Informal Women Farmers' Groups formed	No.	115	9	124
	Number of Women Farmers'Group Federated	No.	-		
1.3.2.3	Number of Formally registered Producer Organisations formed	No.	-		
	Number of Informal User Group of community who are SHG members	No.			
1.3.2.2	Number of Informal User Group of community not in SHGs	No.			
1.4	<b>Geographical coverage</b>				
1.4.1	Hamlets/ Habitations	No.	59	0	59
1.4.2	Revenue Villages	No.	52	0	52
1.4.3	Number of C.D. Blocks	No.			
1.4.4	Number of Districts	No.	2	0	2
1.5	<b>Farm land covered</b>				
1.5.1	Own land	hec	3162.51	260.11	3422.62
1.5.2	Share cropping / lease land	hec			
	Irrigated land	hec	718.43	49.17	767.60
1.5.3	% Irrigated out of total intervention area	%	22.72	18.90	22.43
<b>2. Input:</b>					
2.1	<b>Capacity building (Trainee Days)</b>				
2.1.1	Capacity building of women participants	days	60	2	62
2.1.2	Capacity building of Community Professionals	days	22	2	24
2.1.3	Capacity Building of Community Resource persons	days	31	3	34
2.2	<b>Finances invested/leveraged - breakup source wise (Rs. Lakh)</b>				
2.2.1	Communities Own Resources	Rs.	144,130.00	40,700.00	184,830.00
2.2.2	Grants from MKSP	Rs.	5,851,943.00	58,660.00	5,910,603.00
2.2.3	Government Grants/Subsidies(other than MKSP)-PI specify	Rs.			
2.2.4	PIA own fund	Rs.			
2.2.5	Grants from Donors	Rs.			
2.2.6	Credit from SHGs	Rs.			
2.2.7	Credit from Banks	Rs.			
2.2.8	Credit from any other source	Rs.			

2.2.9	Funds leveraged from other govt. programs (MGNREGA/RKVY etc)	Rs.	3,941,710.00	399,785.00	4,341,495.00
2.3	<b>Finance used as: (Rs. Lakh)</b>	Rs.			
2.3.1	working capital	Rs.			
2.3.2	capital investment at individual level	Rs.			
2.3.3	capital investment for common infrastr.	Rs.	285,184.00	-	285,184.00
2.3.4	Capacity building of CRF	Rs.	136,573.15	85,435.16	222,008.31
2.3.5	Capacity building of Community professionals	Rs.	11,013.86	11,307.59	22,321.45
2.3.6	Capacity building of beneficiary/ target women	Rs.	2,889,229.27	1,067,939.45	3,957,168.72
2.4	<b>Physical Assets Created (to be defined by PIA as provided in Profile)</b>				
2.4.1	<b>E.g. Plantations</b>				
	Common Facility Centre -2 units				
<b>3. Output</b>	<b>through PIA's MKSP Interventions</b>				
3.1.1	<b>Total volume of crop output produced</b>	tonnes			
3.1.2	<b>Gross output of the livelihood interventions in Rs.lakh</b>	rs.lakh			
3.2.1	<b>Planned increase in productivity per Ha (From -- To)</b>				
3.2.2	<b>Benchmark productivity level Per Ha</b>				
3.2.3	<b>% of families meeting benchmark yield</b>	%			
3.3.1	Net incomes to participating families through	rs.lakh			
3.3.2	<b>Proportion of Families having Income Range from intervention under MKSP</b>				
3.3.2.1	< Rs.7500	%			
3.3.2.2	Rs 7501-10000	%			
3.3.2.3	Rs.10001-15000	%			
3.3.2.4	more than Rs.15000	%			
3.4.1	<b>Average additional foodgrains per family</b>	Kg.			
3.4.2	<b>Food Sufficiency</b>				
3.4.2.1	less than 6 months	%			
3.4.2.2	7-9 months	%			
3.4.2.3	9-12 month	%			
3.4.2.4	> 12 months	%			
3.5	<b>Human Resource Development</b>				
3.5.1	Community Resources Persons Groomed	no.			
3.5.1.1	Women	no.	74	4	78
	Community Professionals Groomed	no.			
	Women	no.	8	1	9
3.5.2	CommunityFarm Service Providers/Entreprene	no.	14	0	14
3.5.2.1	Women	no.			
3.5.3	Technical Specialised Trained in NPM/Organic	no.			
3.5.3.1	Women	no.			
3.6	<b>Marketing initiatives</b>				
3.6.1	No of crops marketed through collective marketing	no.			
3.6.2	No of women benefitted through collective marketing	no.			
3.6.3	Total volume of crop market	Qtl			
3.6.4	Total value of crops marketed	Rs			
3.6.5	Incremental benefit per qtl through marketing	Rs			
3.6.6	value addition activities taken up	no.			
3.6.7	Net amount of value addition	Rs			
3.6.8	Woman/man days created through value addition	no.			
3.7	<b>Fund Handling- Not required if PIA is a community organization</b>				
	Payments made through community organizations	Rs			
	Payments made directly by the PIA	Rs			